



➔ Live Animal Prices

Last update : 21.05.2026

2026 Semaine / Week : 20

please note that from week 6-2026 the calculation of EU averages has been adjusted and average prices from previous weeks may have been updated. For updated information consult the

du / from : 11.05.26
au / to : 17.05.26

PRIX DE MARCHÉ NATIONAUX et COMMUNAUTAIRES UE (en Euro & en % du prix de référence) NATIONAL and COMMUNITY EU MARKET PRICES (in Euro & as % of the reference price)

(Euro/100 kg PC/DW)	YOUNG MALE BOVINES 12>24 m - CATEGORIE A						BULLOCKS - CATEGORIE C						YOUNG BOVINES 8 >12 m - CATEGORIE Z						CATEGORIE A / C / Z			
	U2+U3	R2+R3	O2+O3	U+R+O	Change on last week	%	U2+U3+U4	R3+R4	O3	U+R+O	Change on last week	%	U2+U3	R2+R3	O2+O3	U+R+O	Change on last week	%	R3	% of ref. price	Change on last week	%
Average prices	657.92	655.14	664.74	659.84	- 13.24	-1.97%	492.14	672.93	694.26	683.00	- 6.68	-0.97%	713.31	688.82	624.98	683.97	- 10.63	-1.53%	667.61	300.19	- 11.97	-1.76%
	U	R	O	URO	0	0.0%	U	R	O	URO	0	0.0%	U	R	O	URO	0	0.0%	R3			
BE	694.59	661.39		690.24	- 10.28	- 1.5%													690.24		- 10.28	-1.5%
BG																						
CZ	623.54	647.33	634.28	636.78	- 16.81	- 2.6%									c							
DK		595.32	579.81	587.24	+ 3.36	+ 0.6%								632.65	660.02	650.24	- 0.09	0.0%	635.35		+ 0.73	0.1%
DE	599.55	622.18		610.40	- 21.43	- 3.4%													610.40		- 21.43	- 3.4%
EE		c		c															c			
IE							645.70	666.69	696.19	681.38	- 7.02	- 1.0%							681.38		- 7.02	- 1.0%
EL																						
ES	703.40	696.93		701.39	- 5.04	- 0.7%							708.95	711.70		710.51	- 10.34	- 1.4%	705.96		- 7.70	- 1.1%
FR	678.77	688.17	683.50	682.10	- 9.08	- 1.3%	709.97	680.48	692.06	- 4.82	- 0.7%								683.54		- 8.46	- 1.2%
HR	661.08	679.93		675.17	- 11.91	- 1.7%								594.84								
IT	683.14	642.10	597.02	676.00	- 2.25	- 0.3%							832.58	701.19								
CY																						
LV																						
LT		566.57	565.38	565.74	- 35.65	- 5.9%													562.77		- 36.97	- 6.2%
LU	c	c		c															c			
HU		614.00		614.00	- 111.80	- 15.4%													614.00		- 111.80	- 15.4%
MT																						
NL		676.21	757.39	714.53	- 11.18	- 1.5%								600.57	592.20	593.97	- 0.25	0.0%	625.69		- 3.13	- 0.5%
AT	600.54	616.74		606.09	- 17.74	- 2.8%							688.23	689.08		688.60	- 26.15	- 3.7%	612.27		- 18.37	- 2.9%
PL		614.10	630.04	623.62	- 32.38	- 4.9%									606.71							
PT	708.40	696.94		702.97	+ 0.51	+ 0.1%							652.35	639.18		641.48	- 39.79	- 5.8%	674.69		- 18.02	- 2.6%
RO	640.00	576.90	647.26	625.73	- 16.59	- 2.6%								631.67	641.15	639.70	- 4.51	- 0.7%	636.10		- 7.62	- 1.2%
SI	643.92	657.93	674.17	661.08	- 1.40	- 0.2%									690.81							
SK		691.35	632.39	664.84	- 17.71	- 2.6%										c						
FI		624.69	614.97	617.37	- 7.27	- 1.2%													617.37		- 7.27	- 1.2%
SE		829.78	865.11	849.60	- 7.45	- 0.9%								786.00		786.00	- 41.20	- 5.0%	845.65		- 9.55	- 1.1%

Source : Member States



Meat Market Observatory – Beef and Veal

PRI.EU.BOV

EU Weekly Beef Carcase Prices



2026 Semaine / Week : 20 du / from : 11.05.26
au / to : 17.05.26

No form 692 price communication from EM

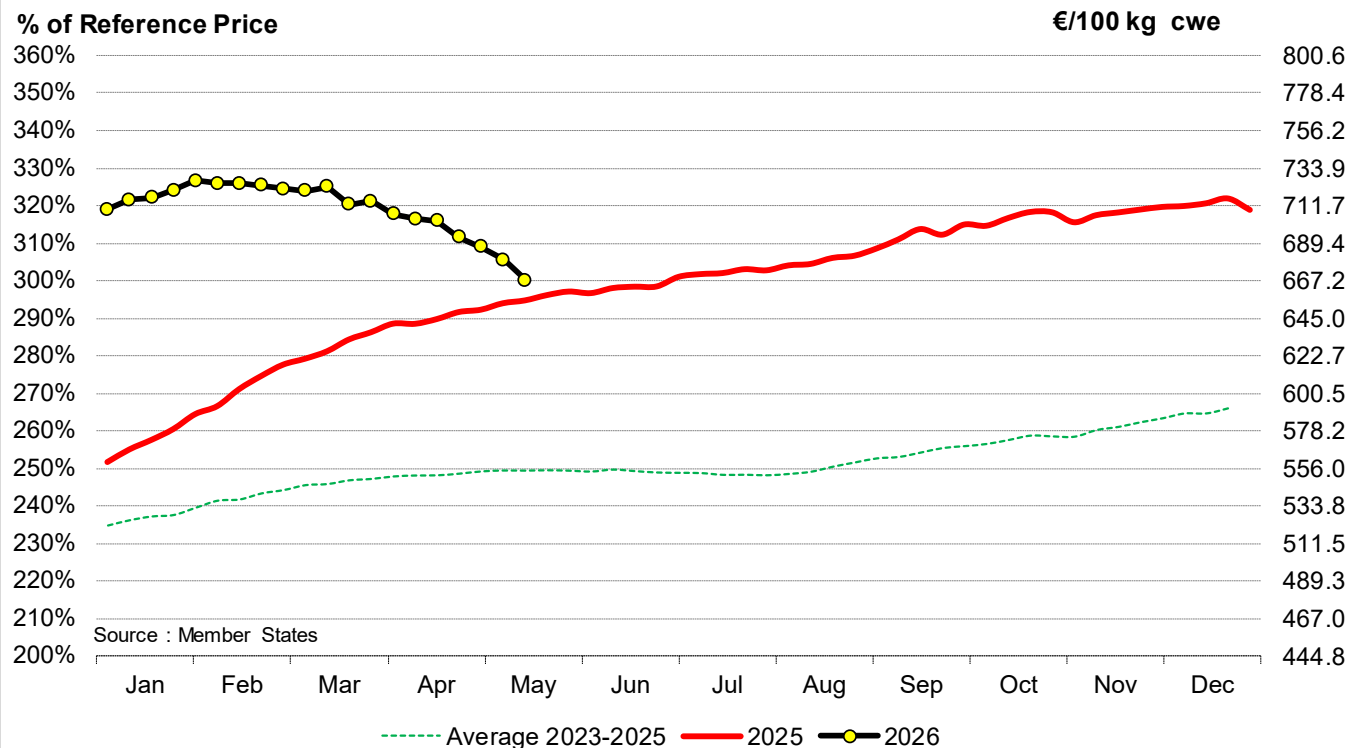
PRIX DE MARCHÉ - ETATS MEMBRES MARKET PRICES - MEMBER STATES

(€/100kg PC/DW)	BE	BG	CZ	DK	DE	EE	IE	EL	ES	FR	HR	IT	CY	LV	LT	LU	HU	MT	NL	AT	PL	PT	RO	SI	SK	FI	SE	EU	Change last week	%		
Young Bovines 8-12m Z-U2				635.6			641.2		732.0			876.3				c			611.0	733.5		712.2					819.2	738.6	-19.79	-2.61%		
Young Bovines 8-12m Z-U3				634.3			649.9		761.4			914.4							606.0	714.8		632.9		690.4			936.2	755.3	-2.77	-0.37%		
Young Bovines 8-12m Z-R2				638.2			-		719.7			698.6		637.7	c	c			611.0	682.4		633.9	631.5	610.4			799.3	692.0	-14.55	-2.06%		
Young Bovines 8-12m Z-R3				637.2			670.4		713.4		595.0	800.0			c				600.0	721.7		673.7	648.5			782.1	694.9	-5.77	-0.82%			
Young Bovines 8-12m Z-O2			c	624.5			-		656.3		-	685.7		401.9	c				561.0	c	573.2	657.5	610.3	660.4	c		823.9	633.8	-2.28	-0.36%		
Young Bovines 8-12m Z-O3				628.4			-		604.2			-			c				567.0	-	598.9	681.5	617.3				604.9	604.9	+1.43	+0.24%		
Young Bovines 8 > 12 m		801.2	c	630.6		c	660.9	712.5	699.3		600.4	760.3		474.4	c	c		c	572.2	c	600.4	657.9	615.6	635.6	c		815.0	676.9	-6.84	-1.00%		
Young Bulls 12>24m A-U2	739.3		659.7	605.9	631.4		665.5		739.7	729.0	702.7	721.6			614.3	c			731.0	632.7	640.1	737.6	656.6	677.3		657.7	695.5	-11.31	-1.60%			
Young Bulls 12>24m A-U3	695.6		662.2	607.5	629.8		671.8		742.2	701.0	688.9	723.9			618.6	c	827.1		628.0	630.1	631.6	756.9	678.1	676.7	c	668.2	683.5	-11.26	-1.62%			
Young Bulls 12>24m A-R2	678.3		648.4	594.1	627.7	c	649.9		719.5	702.0	708.3	641.1		589.5	561.0	c	578.9	c	731.0	622.6	621.2	699.3	583.0	667.7	686.3	629.5	829.7	658.5	-16.68	-2.47%		
Young Bulls 12>24m A-R3	630.8			601.2	628.8	c	655.4		679.5	686.0	666.8	686.3			581.5	c	813.4		608.0	625.6	618.2	711.8	579.6	658.3	c	635.9	838.5	663.8	-14.87	-2.19%		
Young Bulls 12>24m A-O2	608.1	610.3	606.3	547.2	592.0	519.0	624.8		689.5	650.0	681.2	542.4	600.0	570.2	541.0	c	648.4	c	722.0	590.8	600.3	663.3	619.9	644.5	600.6	583.6	818.7	628.5	-17.05	-2.64%		
Young Bulls 12>24m A-O3	573.9	1019.4	633.4	551.7	597.2	c	637.1		637.6	645.0	685.9	640.6			531.6	c			718.0	601.2	598.9	640.1	604.7	654.8	c	598.4	827.8	632.3	-16.67	-2.57%		
Young Bulls 12 > 24 m	715.3	748.5	c	579.9	624.6	c	652.3	687.0	721.1	698.5	685.9	709.2	600.0	577.6	557.4	c	646.8	c	700.8	627.6	612.3	714.5	610.7	659.4	c	601.8	830.9	668.5	-13.95	-2.04%		
Bulls B R3		767.2	c		569.7		635.3			677.5	700.6			683.7	568.7	c			600.3	620.3	629.2	646.3	647.1				825.6	631.1	-24.46	-3.73%		
Bulls		767.2	c		569.7		635.3			677.5	700.6			683.7	568.7	c			600.3	620.3	629.2	646.3	647.1				825.6	631.1	-24.46	-3.73%		
Bullocks C-U2							672.1				765.8									667.4		760.0						675.6	-8.44	-1.23%		
Bullocks C-U3					700.9		671.8				690.4										688.3		760.0						678.0	-3.46	-0.51%	
Bullocks C-U4							669.5														691.3								694.4	+0.98	+0.14%	
Bullocks C-R3				628.3	644.1		661.6			710.0		761.0				c	c				662.0								672.8	-9.75	-1.43%	
Bullocks C-R4				626.3			665.4									c	c			640.0		700.0	619.7					852.9	674.1	-8.29	-1.21%	
Bullocks C-O3				623.0	589.5		650.8			641.0						c				608.0		619.4						818.7	656.4	-6.19	-0.93%	
Bullocks C-O4				617.2			656.9														c								806.7	659.2	-12.07	-1.80%
Bullocks			c	624.4	668.2	c	657.9			668.1		728.9				c				c		673.6	619.6	684.3				830.1	665.7	-7.48	-1.11%	
0																															+0.00	+0.00%
Cows D-R3	649.5	575.0	573.0	616.6	611.4		620.6		580.2	727.0	507.8	572.4		619.8	503.1	c	505.5	-	633.0	584.5	591.1	553.8	624.7	481.6			821.3	671.8	-6.71	-0.99%		
Cows D-R4		1019.4	584.3	599.1	617.6		616.4		695.7	712.0	-	642.3		614.9	544.8	c	494.8	-	651.0	587.4	590.4	571.6	581.3	461.1	c	622.3	812.3	636.9	-8.76	-1.36%		
Cows D-O2	569.3	526.3	537.8	571.0	583.2	520.9	585.4		533.6	661.0	681.0	527.3		522.3	536.4	c	539.9	c	554.0	546.3	551.0	525.7	586.6	476.7	375.3	605.7	783.1	570.4	-5.82	-1.01%		
Cows D-O3	580.7	434.3	543.4	590.7	592.3	515.1	592.4		567.1	630.0	681.0	557.8		542.2	557.4	c	529.0	-	569.0	546.5	565.9	513.6	592.5	412.5	474.3	614.0	786.8	594.2	-8.70	-1.44%		
Cows D-O4	607.2		562.2	592.4	595.3	c	590.2		650.1	595.0	680.0	567.6		502.7	545.8	c	599.1	-	582.0	498.7	575.8	529.6	576.7	477.8		612.1	784.3	595.2	-10.29	-1.70%		
Cows D-P2	524.7	493.7	454.7	530.2	516.9	544.1	558.7		500.1	581.0	594.6	483.0	460.0	455.5	440.2	c	371.4	c	475.0	502.2	525.8	468.3	564.2	379.8	233.9	584.6	745.5	527.6	-5.64	-1.06%		
Cows D-P3	536.5		317.4	563.9	530.8	c	578.5		514.1	599.0	-	509.2	460.0	364.7	484.8	c	456.7	c	488.0	454.7	548.2	458.1	572.5	370.1		599.3	746.4	571.8	-7.17	-1.24%		
Cows	554.8	509.7	512.5	562.1	579.9	c	582.0	345.1	556.9	646.8	623.0	516.4	460.0	520.7	506.2	c	473.6	c	545.8	551.7	558.0	513.4	582.8	436.7	c	598.3	778.7	586.3	-7.18	-1.21%		
Heifers E-U2	777.5				651.0		679.7		761.2		716.0	775.1				c				643.0	655.9	746.2	610.4	455.4			801.4	756.9	-15.60	-2.02%		
Heifers E-U3	729.3				656.0		638.7		684.1		793.0	734.0			605.0	c				652.3	661.1	748.6	688.7	659.2				736.8	736.8	-5.40	-0.73%	
Heifers E-U4				597.7	642.3	634.8	682.4				655.9					c				627.1	663.7		-	652.4				868.0	648.9	-10.57	-1.60%	
Heifers E-R2	699.9		574.7	602.2	630.9		662.0		740.9	735.0	728.2	804.8		591.1	477.6	c	494.4	-	745.0	632.5	630.4	722.9	648.8	522.3	c	605.1	836.7	692.0	-11.14	-1.58%		
Heifers E-R3	668.0		591.5	646.7	633.0		668.3		746.5	733.0	700.0	799.5		616.7	567.4	c	485.0	-	743.0	634.1	645.7	721.5	639.2	597.1		623.8	848.1	700.0	-5.23	-0.74%		
Heifers E-R4			590.6	641.8	637.5		673.0		730.6	715.0	692.0	669.9			556.7	c	463.1	-	652.0	615.8	647.9	713.5	619.4	646.2		654.2	835.4	675.7	-6.15	-0.90%		
Heifers E-O2	570.5	660.0	526.1	584.4	572.4	532.5	636.8		606.6	-	720.5	558.0		511.4	491.8		497.5	-	544.0	561.4	588.3	659.7	590.4	606.1	448.5	502.6	744.4	587.6	-14.15	-2.35%		
Heifers E-O3	582.1	1019.4	565.8	604.8	587.9	618.2	659.1		630.5	667.0	684.9	560.2		518.2	552.7	c	473.9	-	565.0	577.8	609.2	681.2	608.9	606.1	c	564.5	794.8	633.2	-8.76	-1.37%		
Heifers E-O4																																

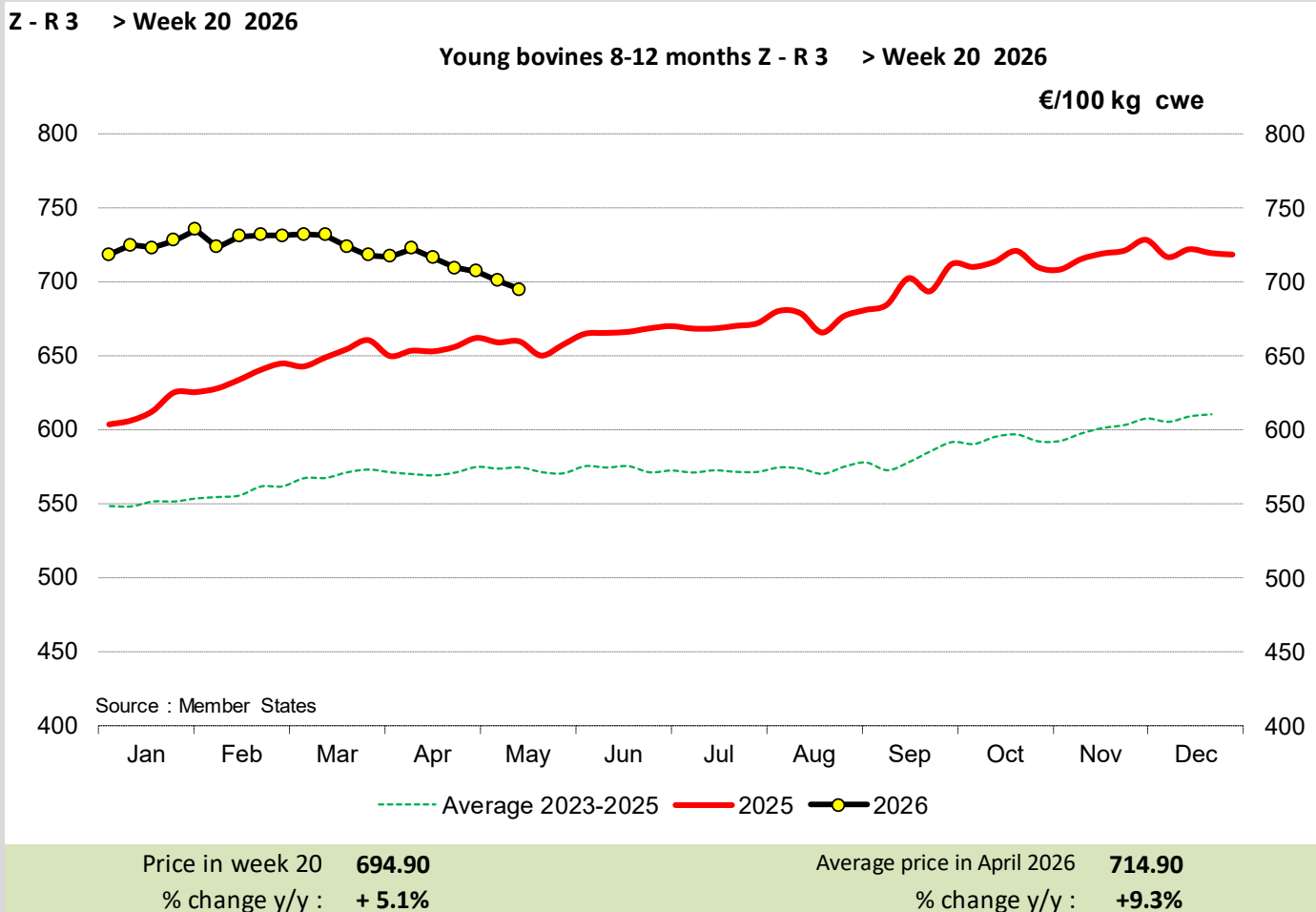


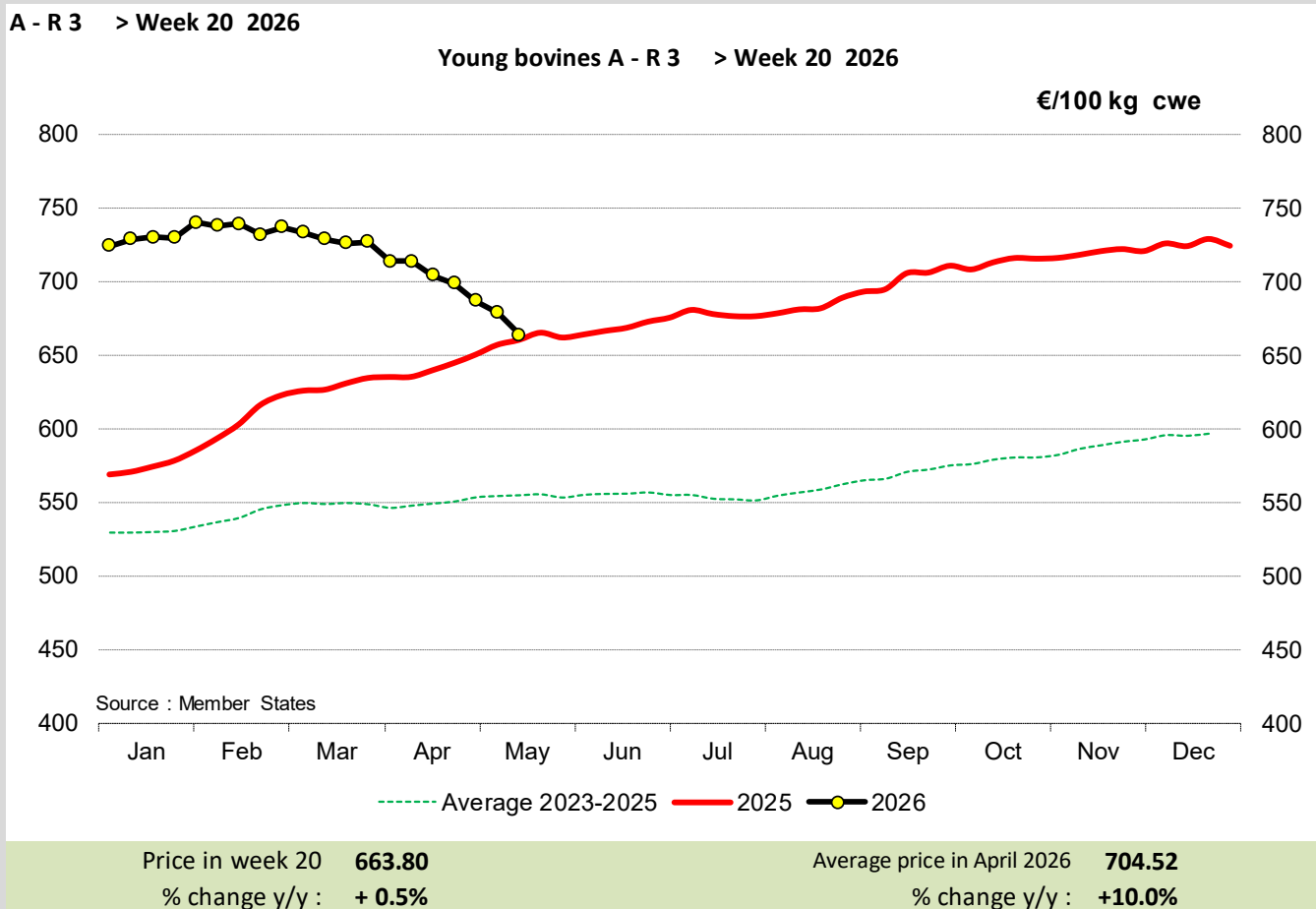
ACZ - R 3 > Week 20 2026

Male bovines carcasses ACZ - R 3 > Week 20 2026



Price in week 20	667.61	Average price in April 2026	699.19
% change y/y :	+ 1.8%	% change y/y :	+8.4%
% of ref. price in week 20	300.2%		



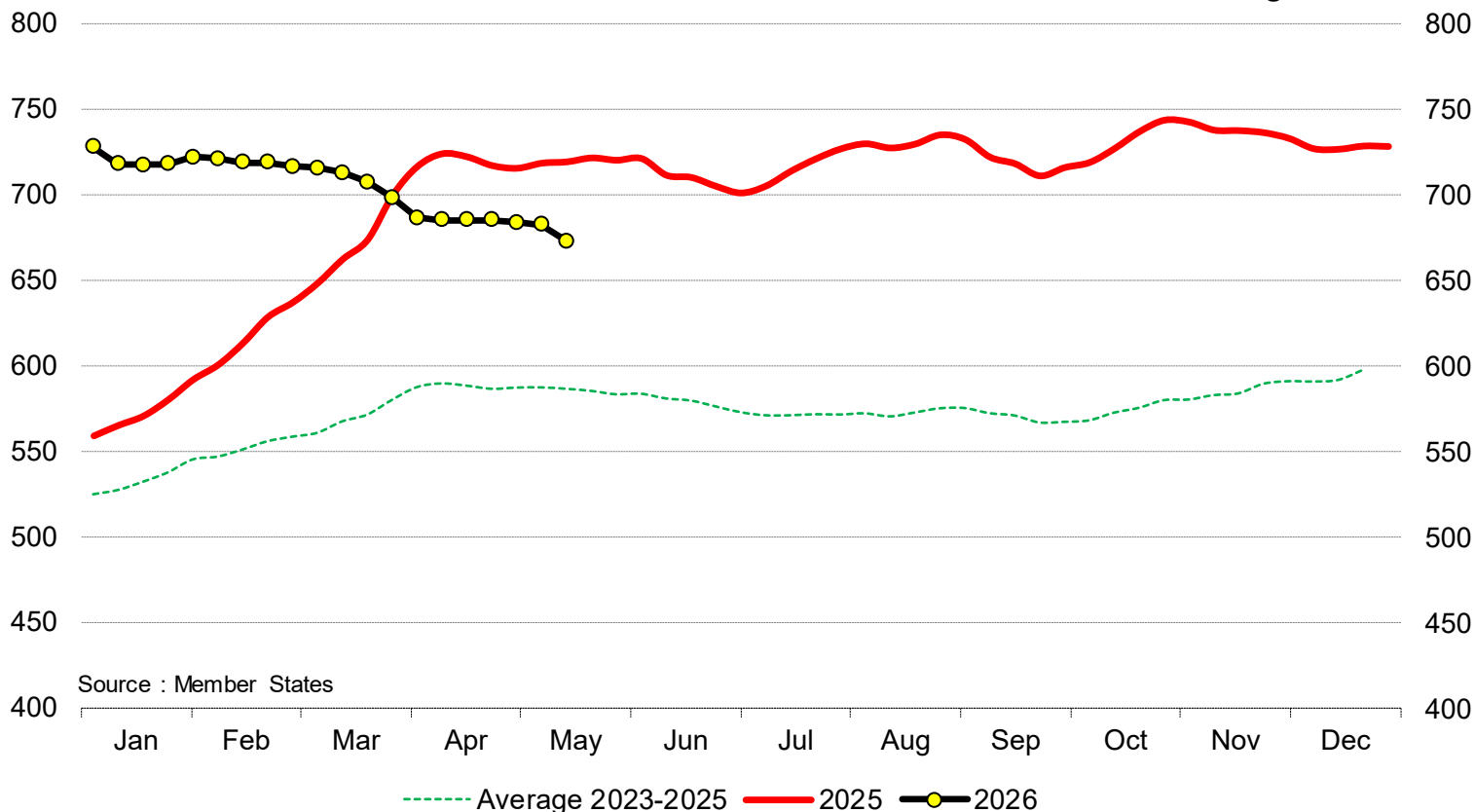




EU Weekly C - R 3 > Week 20 2026

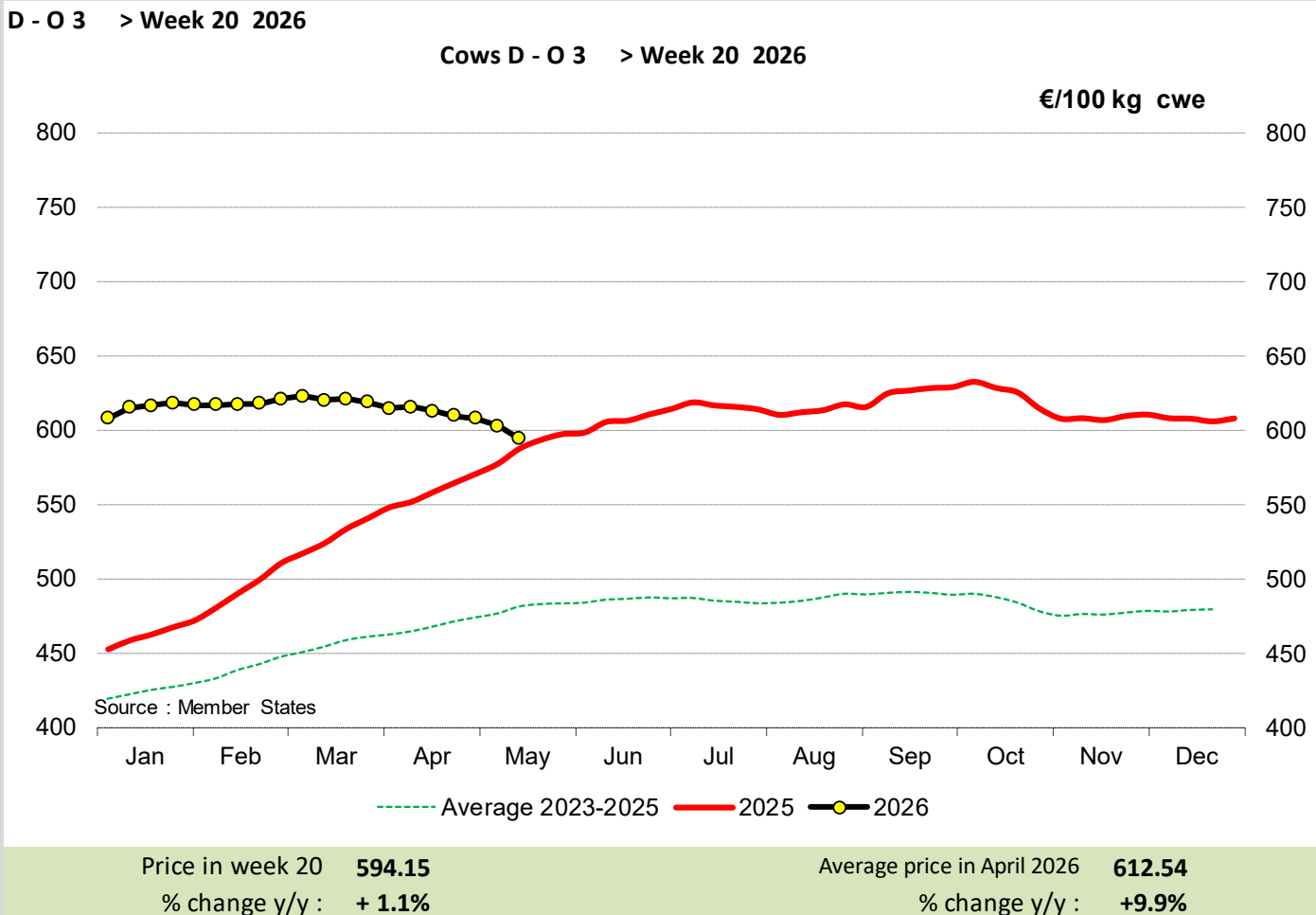
Bullocks C - R 3 > Week 20 2026

€/100 kg cwe



Source : Member States

Price in week 20	672.76	Average price in April 2026	685.26
% change y/y :	- 6.9%	% change y/y :	-4.7%

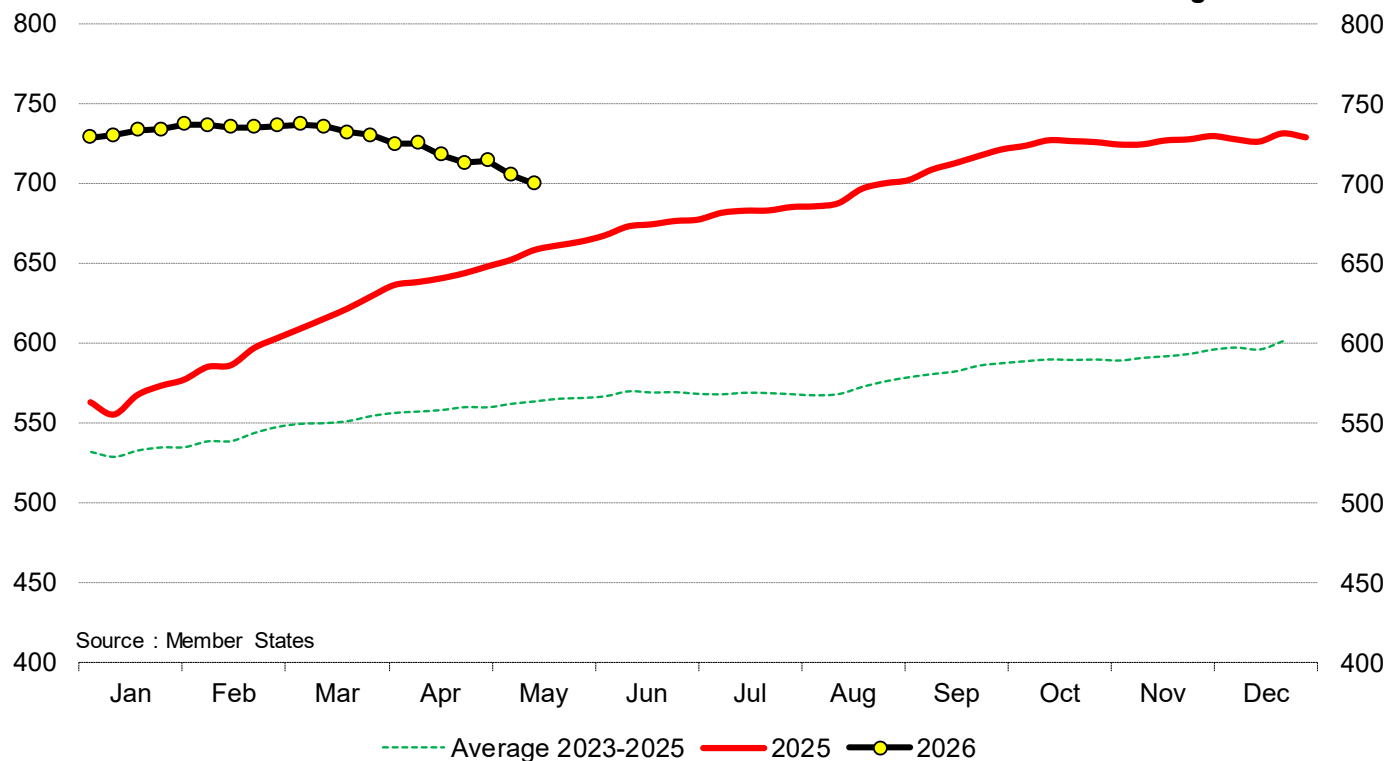




E - R 3 > Week 20 2026

Cows E - R 3 > Week 20 2026

€/100 kg cwe



Source : Member States

Price in week 20 **699.97**
% change y/y : **+ 6.0%**

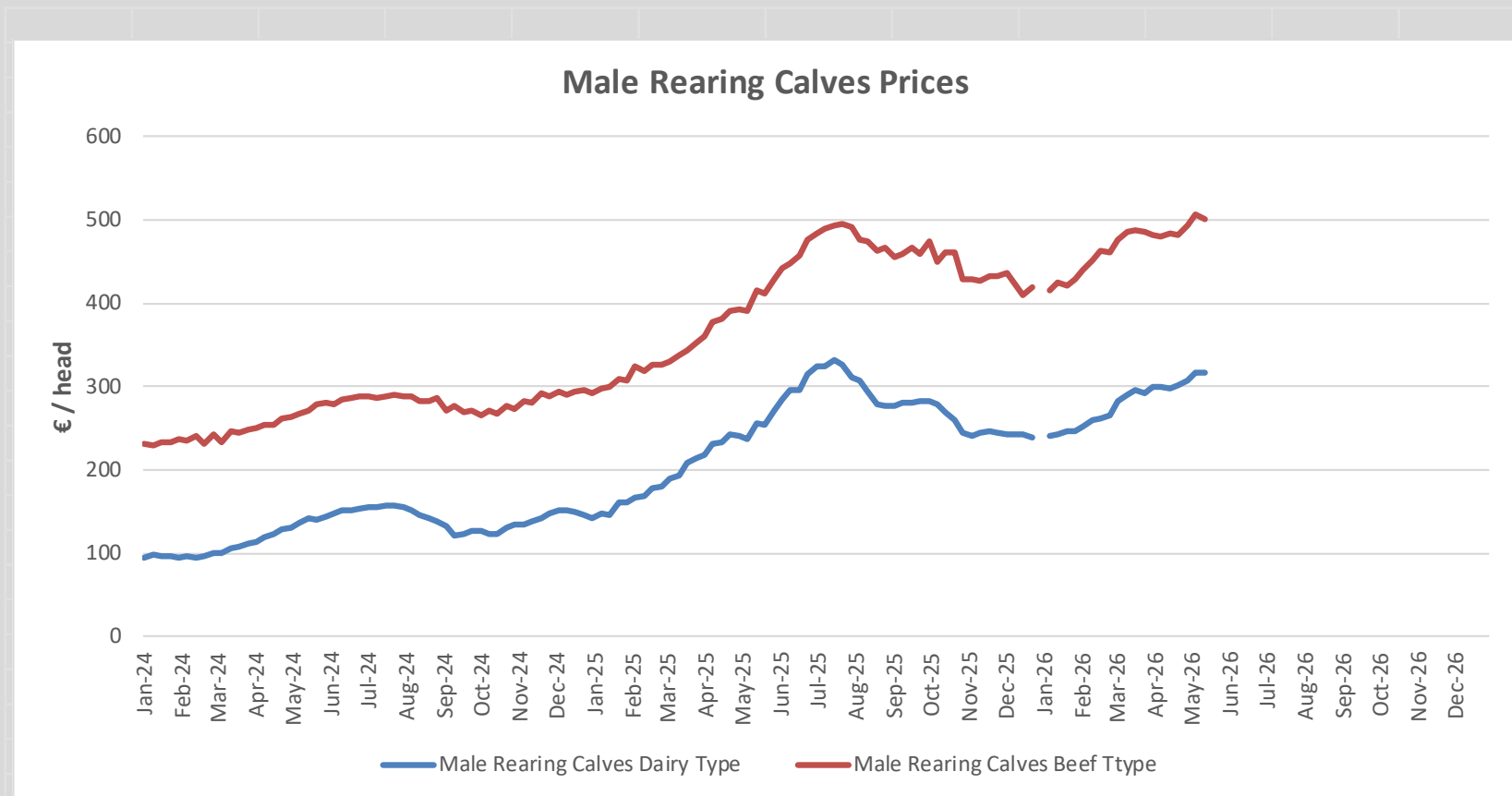
Average price in April 2026 **719.18**
% change y/y : **+12.3%**



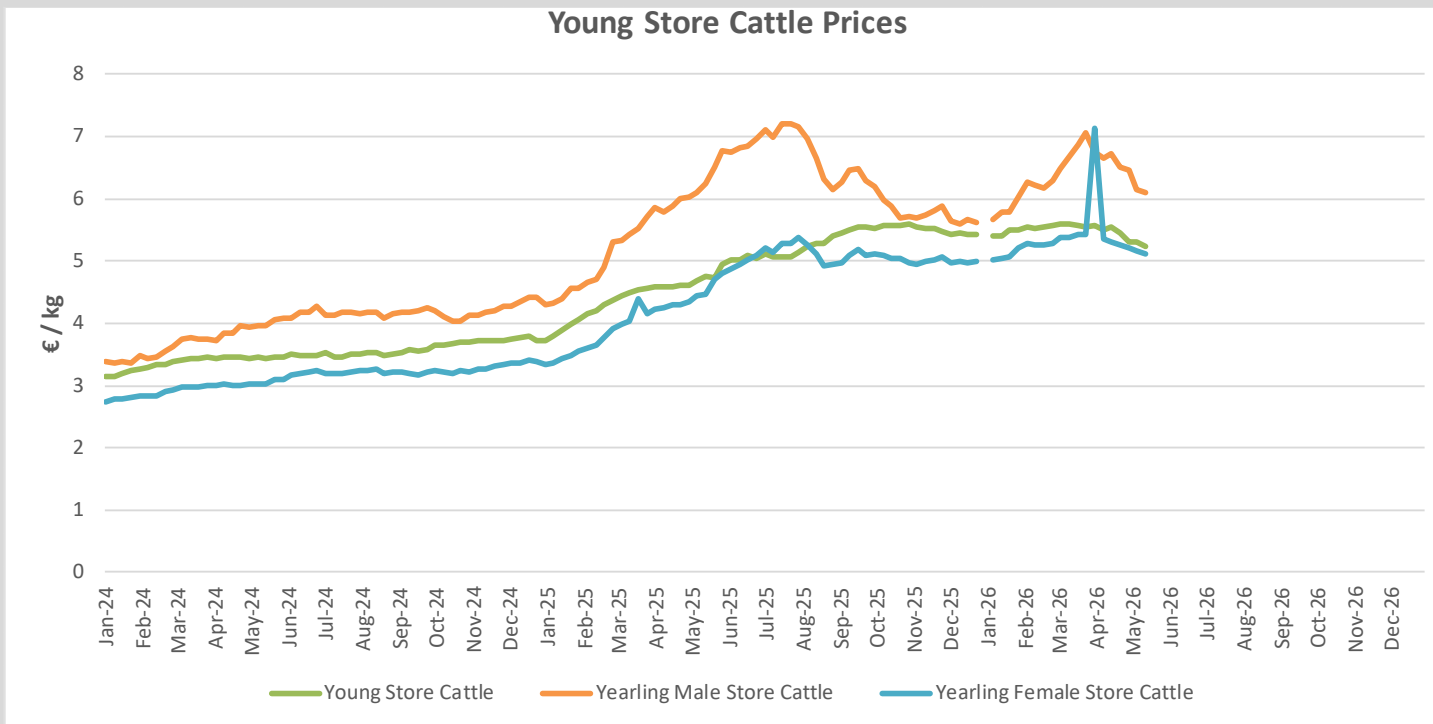
2026 Week 20 from 11/05/2026 to 17/05/2026

Prices of Live Bovine Animals

Male Calves aged between 8 days and 4 weeks																
	BE	DK	DE	IE	ES	FR	HR	IT	NL	AT	PL	PT	RO	SI	SE	EU
Male Calves Dairy type																
Market Price € / head	252.17	321.16	321.87	336.00	163.75	314.88	1386.40	324.55		289.04						317.01
Previous week market price	243.83	317.83	313.68	320.71	168.79	321.41	1 388.34	323.76	305.00	362.71	349.00					317.75
Difference with previous week	8.34	3.33	8.19	15.29	-5.04	-6.53	-1.94	0.79		-73.67						-0.73
% of EU average	80	101	102	106	52	99	437	102		91						
Coefficient	3.07	3.21	21.25	8.77	4.58	18.21	0.42	10.44	9.04	3.17	11.61		6.23			
Male Calves Beef type																
Market Price € / head	668.33		496.60	436.26	305.17	591.59	902.01	395.43	530.00	680.76			618.89			501.32
Previous week market price	655.83		496.10	450.37	310.42	591.51	959.50	394.77	535.00	793.32	427.19		610.25			505.99
Difference with previous week	12.50		0.50	-14.11	-5.25	0.08	-57.49	0.66	-5.00	-112.56			8.64			-4.67
% of EU average	133		99	87	61	118	180	79	106	136			123			
Coefficient	3.49		17.06	9.12	11.29	27.37	0.53	9.01	6.37	2.80	8.52		4.45			
Store Cattle																
Young Store Cattle																
Market Price € / kg	5.39			4.56	5.99	5.49	5.28	5.35		4.25			5.66		4.82	5.24
Previous week market price	5.39			4.66	6.12	5.53	5.27	5.50		4.40			5.62		4.80	5.30
Difference with previous week	0.00			-0.10	-0.13	-0.04	0.01	-0.15		-0.15			0.04		0.02	-0.07
% of EU average	103			87	114	105	101	102		81			108		92	
Coefficient	5.00			19.79	8.71	42.65	1.36	8.18		5.63			4.28		4.39	
Yearling Male Store Cattle																
Market Price € / kg	5.96		10.21	3.97		4.69		5.85		4.06			4.90		5.38	6.09
Previous week market price	5.96		10.51	3.97		4.75	798.50	5.74		3.99			4.38		5.41	6.16
Difference with previous week	0.00		-0.30	0.00		-0.06		0.11		0.07			0.52		-0.03	-0.07
% of EU average	98		168	65		77		96		67			80		88	
Coefficient	3.09		25.74	24.66		25.38		10.27		5.26			1.85		3.75	
Yearling Female Store Cattle																
Market Price € / kg	2.91		6.99	3.81		4.84		5.11		3.83			4.73		4.39	5.11
Previous week market price	2.91		6.97	3.96		4.95		5.11		3.55			4.42		4.87	5.17
Difference with previous week	0.00		0.02	-0.15		-0.11		0.00		0.28			0.31		-0.48	-0.05
% of EU average	57		137	74		95		100		75			92		86	
Coefficient	5.02		25.19	14.48		33.10		13.01		3.87			2.17		3.17	
Calves Slaughtered before 8 months																
Market Price € / 100 kg			c			855.00	781.59	700.37	766.6				685.67		691.96	774.74
Previous week market price			c			869.90		739.50	781.00				675.46		698.82	791.59
Difference with previous week						-14.90		-39.13	-14.40				10.21		-6.86	-16.85
% of EU average						110	101	90	99				89		89	
Coefficient	9.26			7.73		26.41	0.92	17.22	36.98				1.22		0.26	



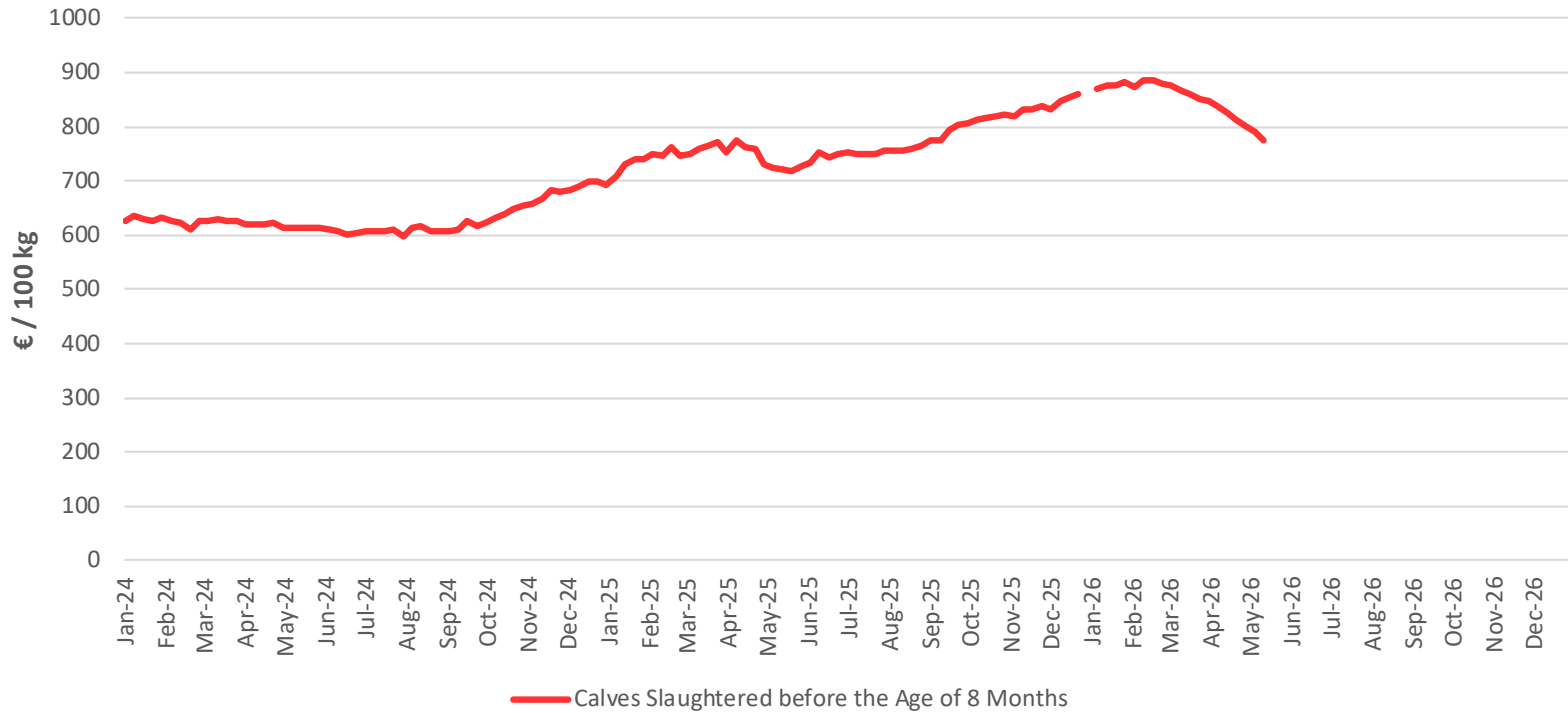
Male Rearing Calves Beef Type Price in week 20 501.32 % change y/y : +20.7%	Male Rearing Calves Dairy type Price in week 20 317.01 % change y/y : +23.5%
--	---



Young Store Cattle		Yearling Male Store Cattle	
Price in week 20	5.24	Price in week 20	6.09
% change y/y :	+10.4%	% change y/y :	-2.3%
Yearling Female Store Cattle			
Price in week 20	5.11		
% change y/y :	+14.7%		



Calves Slaughtered before the Age of 8 Months



Price in week 20 **774.74**

% change y/y : **+7.4%**